

# KMH

## Stora Salen

- Hall dimensions are approximate.
- Loudspeaker placement is preliminary and subject to adjustment.
- Overlapping orange and blue squares denote different heights for loudspeakers.

### L-Acoustics I12P / Genelec I031A

- A = 1 / 9
- B = 2 / 10
- C = 3 / 11
- D = 4 / 12
- E = 5 / 13
- F = 6 / 14
- G = 7 / 15
- H = 8 / 16

### Genelec I031A





- 17-20

### Genelec 8040 A

- 21-24

### Genelec SW

- SW1
- SW2

-  Genelec I031A
-  L-Acoustics I12P
-  Genelec 8040A
-  Genelec SW

